

Enhancing Your Show Production

Instructors: Melany Callagher & Bruce Sellnow
Far Western District
Northern California Leadership Academy
November 18th, 2017

<http://production.gvc.org/shows>

Enhancing Your Show Production

Define "Success..."

Why are you here?

What do you want to learn today?

Enhancing Your Show Production

Define “Enhanced...”

An entertaining and enjoyable experience for your audience that will instill in them a feeling of

“Can’t wait for the next one!”

for all your future shows...

Enhancing Your Show Production

Priorities – Decision Logic

1. Audience Enjoys The Show
- 2. Audience Enjoys The Show**
3. Fill Every Seat (regardless of price)
4. Build Show Reputation in Community
5. Build Relationships w/Local Groups
6. Chorus Members fulfilled
7. Make a profit

Enhancing Your Show Production

Audience Sources

1. Advertising, Show Flyers, Newspaper Ads, Radio Spots, Facebook, Instagram, Periscope, Twitter, your wife's quilting group, etc., etc.

2. MEMBERS

Enhancing Your Show Production

Audience Sources

1. MEMBERS

2. Advertising, Show Flyers, Newspaper Ads, Radio Spots, Facebook, Instagram, Periscope, Twitter, your wife's quilting group, etc., etc.

Enhancing Your Show Production

Basic Show Budgets

Venue	\$1,200	\$1,200	\$1,200	\$1,200
Talent	\$ 400	\$1,000	\$2,000	\$2,500
Other	\$ 800	\$ 800	\$ 800	\$ 800
	-----	-----	-----	-----
Total	\$2,400	\$3,000	\$4,000	\$4,500
Tickets	<hr/>			
@ \$15	= 160	200	267	300

Enhancing Your Show Production

GVC Show Numbers

➤ <u>YEAR</u>	<u>2012</u>	<u>2013</u>	<u>2014</u>	<u>2015</u>	<u>2016</u>	<u>2017</u>
➤ Attendance	385	450	472	603	451	587
➤ Income	\$7,685	\$7,983	\$8,349	\$8,714	\$8,122	\$8,704
➤ Expense	\$5,774	\$4,228	\$5,635	\$4,920	\$4,403	\$6,061
➤ Net Profit	\$1,911	\$3,755	\$2,714	\$3,794	\$3,719	\$2,643

Enhancing Your Show Production

Key Elements to Great Shows

- Great Talent
- Great Team
- Great Script
- Great Pacing – *The Fantastic Four*
- Great Flow – *Peaks and Valleys*

Enhancing Your Show Production

Great Talent

- Headliner: AFWDC or greater
 - You might need to build up to that level

Enhancing Your Show Production

An Afternoon of Harmony!

Sat Oct 30th, 2010 at 2:30PM

Featuring our Special Guest

Jordan Litz

Recently Featured as a Finalist at the Gallo Arts

“Valley’s Got Talent”



Common Bond

*Also
Starring*



**The Fourtune
Hunters**

AN AFTERNOON

of Harmony!


at Oct 30th, 2010 at 2:30PM

featuring our Special Guest

Jordan Litz

Previously Featured as a Finalist at the Gallo Arts

“Valley’s Got Talent”



*Also
Starring*



Enhancing Your Show Production

Great Talent

- Headliner: AFWDC or greater
 - You might need to build up to that level
- Additional Show Talent
 - Local HS Groups of renown
 - Provide Creative Incentives
 - Local SAI Choruses
 - Opportunity for 8-part arrangements

Enhancing Your Show Production

Chapter Quartets

- Lots of Show Opportunities Annually
 - Dinner Shows or Cabarets
 - Christmas Caroling (Malls, etc...)
 - Quartet Gigs / Requests
 - Other Chapter Shows & Singouts
- Annual Show Requirement
 - District Qualified: (2-3 Song Set)
 - Non District: (1 song walkout from Chorus)
- This also applies to SAI Guest Quartets

Enhancing Your Show Production

Great Team

- Show Chairman
 - Energetic Go-Getter; willing to do anything
- Show Committee
 - Tickets, Advertising, Sets & Props
- Stage Manager
 - Non-Performing Team Member
 - Calls the shots – works with House Crew

Enhancing Your Show Production

Great Script

- We are **SINGERS**, not actors!
 - Write your script accordingly...
 - Minimize dialog from chorus members
 - Engage inactive members if qualified
- Use Voiceovers at several points during show
- Use a storyline around your contest package
- Find a great MC or hire one
- Make sure your script supports Great Pacing

Enhancing Your Show Production

Great Pacing

- Uncle Lloyd's Standing "O" still works!
 - Opener (uptune)
 - Easy Beat
 - Ballad
 - Novelty
 - Closer – Big Tag!
- Always have at least **1** of the **Fantastic 4**
 - Singing – Talking – Laughter – Applause

Enhancing Your Show Production

Fantastic Four

- Singing, Talking, Laughter, or Applause
 - Include humor by the MC, but not "jokes"
- Write your script to accommodate:
 - Moving chorus on/off risers
 - Changing Set or Scenery
 - Quartet costume changes
 - No noise on stage during Quartet Sets

Enhancing Your Show Production

Great Flow

- Your Chorus starts and ends the show
 - Chorus Set 1
 - Guest Act 1
 - Guest Act II
 - ** Intermission **
 - Headliner
 - Chorus SET 2
 - Finale
- End both Act 1 & 2 in a big way

Enhancing Your Show Production

<http://production.gvc.org/shows>

Stuff you'll find there...

1. This Powerpoint
2. GVC & VoCal Tech Scripts
3. GVC & VoCal Production Schedules
4. ShowDay Sign Sets
5. Sample Show Flyers

(Content in Native Mode and also PDF)

Enhancing Your Show Production

Break

Enhancing Your Show Production

How Do We Get Started?

- Plan 12-18 months ahead
 - Secure Venue, Date, Talent
 - Signed Contracts
 - Choose Show Theme and Songs
 - Create Complete Show Flow
 - Choose a Great Finale!
 - Market "Save the Date" and promote

Enhancing Your Show Production

How Do We Keep Going?

- 6 Months Ahead
 - Finalize Song List and Create Show Timeline

Enhancing Your Show Production

2015-11-07 GVC Show Day Schedule.xlsx

				Evening Show		
Line	First Half		Duration	Start	End	
1	Golden Valley Chorus	enters stage area	04:00	6:55 PM	6:59 PM	
2				6:59 PM	7:00 PM	
3			VOG: Intro	7:00 PM	7:04 PM	
4	It's a Good Day	GVC	02:00	7:04 PM	7:06 PM	
5			MC: I	7:06 PM	7:07 PM	
6	Nevertheless	GVC	03:45	7:07 PM	7:11 PM	
7			MC: II Nurse	7:11 PM	7:11 PM	
8	Frog Kissin'	4 For The Road	02:30	7:11 PM	7:13 PM	
9			MC: III	7:13 PM	7:14 PM	
10	What a Wonderful World	GVC	03:30	7:13 PM	7:14 PM	
11			MC: IV Art Class	7:14 PM	7:18 PM	
12	MOTHER	GVC	00:30	7:18 PM	7:18 PM	
13			MC: V	7:18 PM	7:22 PM	
14	Almost Like Bein' in Love	GVC	03:15	7:22 PM	7:22 PM	
15			MC: VI	7:22 PM	7:24 PM	
16	There Used To.... Ballpark	GVC	02:15	7:24 PM	7:25 PM	
17			MC: VII	7:25 PM	7:28 PM	
18	Take Me Out... Ballgame	GVC	00:20	7:28 PM	7:28 PM	
19			MC: VIII	7:28 PM	7:29 PM	
20	Get Happy	GVC	01:00	7:29 PM	7:29 PM	
21			MC: IX	7:29 PM	7:32 PM	
22	The Velvet Frogs	Quartet	00:30	7:32 PM	7:33 PM	
25			MC: X	7:33 PM	8:03 PM	
26			MC: XI (Interm..)	8:03 PM	8:03 PM	
27			00:00	8:03 PM	8:03 PM	
28	First Half LENGTH	1:04:50	Intermission	15:00	8:03 PM	8:18 PM
29	Second Half			00:00	8:18 PM	8:18 PM
30				00:00	8:18 PM	8:18 PM
31			MC: XII	00:30	8:18 PM	8:19 PM
32	Full Set	Artistic License	25:00	8:19 PM	8:44 PM	
33			MC: XIII	00:30	8:44 PM	8:44 PM
34	Beyond The Sea	GVC	03:00	8:44 PM	8:47 PM	
35			MC: XIV	00:30	8:47 PM	8:48 PM
36	The Water is Wide	GVC	02:45	8:48 PM	8:51 PM	
37			MC: XV	01:00	8:51 PM	8:52 PM
38	Armed Forces Medley	GVC	03:30	8:52 PM	8:55 PM	
39			00:00	8:55 PM	8:55 PM	
40			00:00	8:55 PM	8:55 PM	
42			MC: XVI	01:30	8:55 PM	8:57 PM
43	America The Beautiful	All Singers	03:00	8:57 PM	9:00 PM	
44			00:00	9:00 PM	9:00 PM	
45	Second Half LENGTH	0:41:15				
TOTAL SHOW incl Int			2:01:05			

Revised 11/3/2015

Enhancing Your Show Production

2015-11-07 GVC Show Day Schedule.xlsx

Line	<u>First Half</u>		Duration	<u>Evening Show</u>	
				Start	End
1	Golden Valley Chorus	enters stage area	04:00	6:55 PM	6:59 PM
2			01:45	6:59 PM	7:00 PM
3			03:30	7:00 PM	7:04 PM
4	It's a Good Day	GVC	02:00	7:04 PM	7:06 PM
5			01:00	7:06 PM	7:07 PM
6	Nevertheless	GVC	03:45	7:07 PM	7:11 PM
7			00:15	7:11 PM	7:11 PM
8	Frog Kissin'	4 For The Road	02:30	7:11 PM	7:13 PM
9			01:00	7:13 PM	7:14 PM
10	What a Wonderful World	GVC	03:30	7:14 PM	7:18 PM
11			00:30	7:18 PM	7:18 PM
12	MOTHER	GVC	03:15	7:18 PM	7:22 PM
13			00:30	7:22 PM	7:22 PM
14	Almost Like Bein' in Love	GVC	02:15	7:22 PM	7:24 PM
15			01:00	7:24 PM	7:25 PM
16	There Used To.... Ballpark	GVC	02:30	7:25 PM	7:28 PM
17			00:20	7:28 PM	7:28 PM
18	Take Me Out... Ballgame	GVC	01:00	7:28 PM	7:29 PM
19			00:15	7:29 PM	7:29 PM
20	Get Happy	GVC	03:00	7:29 PM	7:32 PM
21			00:30	7:32 PM	7:33 PM
22	The Velvet Frogs	Quartet	30:00	7:33 PM	8:03 PM
25			00:30	8:03 PM	8:03 PM

Enhancing Your Show Production

How Do We Keep Going?

- 6 Months Ahead
 - Finalize Song List and Create Show Timeline
 - Confirm Tech Crew
 - Sound, Light, STAGE MANAGER
 - Online Ticket Sales (BPT)
 - Show Flyer & Website
 - Appoint Afterglow Chairperson

Enhancing Your Show Production

How Do We Keep Going?

- 3 Months Ahead
 - Script Finalized
 - All Songs Introduced
- 2 Months Ahead
 - Create Tech Script

Golden Valley Chorus Fall Show - Nov 7th, 2015

(Turlock Community Theater)

PERFORMERS

Golden Valley Chorus (GVC) ~ 25 male singers featured Chorus, opening Act I, Closing Act II

Dan Warschauer (MC) Show Emcee at Podium Stage Right

Four for the Road Quartet (4FTR) Male Quartet performing with GVC during Act I in front of OPEN MAIN.

The Velvet Frogs Men's Quartet (VF) Male Quartet performing up to the closing of Act I.

ARTISTIC LICENSE (AL) Headliner Male Quartet performing in Act II.

Lexi Anderson (LA) Female Dancer performing with GVC during Act II in front of OPEN MAIN.

MICROPHONES

Mic 1 [VOG] is backstage right speaking mic on a stand for VOG at show open and emergency prov by Theater (SM58 or equivalent)

Mic 2 [MC] is a downstage right speaking mic at a podium, provided by Theater (SM58 or equivalent)

Mics 3 & 4 [QTET] are a paired set, downstage center, for quartet, **provided by GVC (SM-81)**

Mics 5 & 6 [[SR]/SL] are two wireless handhelds on mic stands for soloists. Location variable, but basically downstage SR and SL.

Mics 7, 8, 9 [CHORUS] are 3 hanging microphones, set above and in front of choral risers

One Pair provided by Theater Sennheiser MD-421U **Additional** provided by GVC as needed CAD 95s

Mic 10 [FLO] is Wireless Mic (**provided by GVC**) for Actress Florine Smith on stage with GVC in ACT 1.

STAGE SET

Stage will be set with 5 sets of 3-step choral risers centered on stage about 3 feet upstage of main curtain.

VF and AL quartets perform downstage of closed main, at center mics.

4FTR quartet will sing while chorus on stage, with main open.

LIGHTING

Full chorus wash [**WASH**] (adjustable)

Primary Director Special used for chorus fades (hang from 2nd electric, soft edge focus, can be on when chorus wash is on)

CHORUS WASH TO 30% WHEN SPEAKING AT [SR] MICS (emcee work), [unless noted]

19° ellipsoidal curtain warmer, focused on grand drape ~~with-gobo~~ [**GOBO**]

Pools for downstage center mics for quartets and at stage right podium and mic for emcee

Bow Lights for quartets – slightly wider than center pool

Two Follow spots on DANCER (LA) for 2nd song in GVC Set ACT II "The Water is Wide"

IN GENERAL, run fades at 5 sec, **UNLESS NOTED** and work lights for back stage when MAIN closed = **2nd ELEC 20%**

Cue	Time	Dialog	Staging	Sound	Light
1	6:55 pm		Set Mics Main CLOSED GVC On Stage	S1 Possible Pre-Show CD or iPod feed	L1 HOUSE: 100% Curtain Warmer: ON 2nd Elec: 20%
ACT I					
2	6:58 pm	<p>[VOG]: Good Evening Ladies and Gentlemen, and welcome to Turlock Community Theatre. Our show will begin in just a moment, as soon as we know that everyone who had to park 3 blocks away has had enough time to walk in and find a seat. This also gives us a couple extra minutes so we can all turn off our cell phones. Just a quick reminder that there is no flash photography, audio, or video recording allowed during our show, and please only enter or exit the auditorium during applause or in between songs. This state-of-the-art theater is also equipped with the latest in technology monitoring equipment. If sensors detect that you are sending text messages during the show, the computer system will research embarrassing moments and photos from your childhood and insert them into messages to send to all your friends.</p> <p>One small change to your program this evening... Due to circumstances beyond his control, Artistic License Bass Singer Jason Dyer was unable to travel from Utah to be here with us today. He was really saddened about this, and searched far and wide for the best possible substitute.... and found him. A Far Western District Quartet Champion several times over, the Golden Valley Chorus is pleased to welcome to our stage this evening, singing bass with Artistic License, Mike Stewart!</p> <p>(Slight pause....)</p> <p>And now, please welcome your Master of Ceremonies for this evening's performance... MR. DAN WARSCHAUER!</p>	Bruce or Eric will deliver this from backstage right next to Melany	S2 Audio Feed OUT VOG: Up	L2 HOUSE: 50%
3	7:00 pm	<p>[MC]: Deja Vu. Haven't we met before? I just love this theater. It's such a memorable venue for our performances. I can recall so many great shows that we've hosted here, as I'm sure many of you can as well. So welcome, one and all! It's great to be back here in....</p> <p>Yes, it's great to be back here in Turlock, you idiot.</p>	Enter MC to Podium [SR] (ERIC whispers in MC's ear) <<-----	S3 MC: Up VOG: Down	L3 MC Podium: Up HOUSE: Off

Cue	Time	Dialog	Staging	Sound	Light
4	7:01 pm	<p>[MC]: Our show this evening is called "Come On, Get Happy!" so I thought I would take a few moments to share some happy news with you. I just happen to have with me, today's issue of the Modesto Bee. Let's see what the buzz is around town. OK. Happy news... (opens the paper, keeps turning pages) Happy, Happy News.... C'mon Modesto, let's get happy.... (finally throwing the paper aside). Well so much for that idea! Let's try something else. Time for a little audience participation. Let's have you fill in the missing word</p> <p>Me and you and you and me, No matter how they tossed the dice, it had to be The only one for me is you and you for me.... ??? <u>So happy together</u></p> <p>Gray skies are gonna clear up, Put on a...??? <u>happy face</u> Brush off the clouds and cheer up, Put on a...??? <u>happy face</u> ...the skies above are clear again, so let's sing a song of cheer again...??? <u>happy days are here again</u> WHOOooo... lives in a pineapple under the sea? <u>Sponge Bob Square Pants!</u> Okay, I just threw that one in there to see if you were listening. Here's one more: Here's a little song I wrote, you might want to sing it note for note Don't worry.... <u>Be happy!</u> (Perhaps get audience to whistle...)</p> <hr/> <p>Well there sure are a lot of songs about that subject. So, what is it that makes people so happy? Well, according to The USA Today the happiest people are those that surround themselves with family and friends. The Huffington Post even says that caring about others increases our own personal happiness. There's something to that. And, sharing your happiness with others can make you happy. Really!</p> <p>"Thousands of candles can be lighted from a single candle, and the life of the candle will not be shortened. Happiness never decreases by being shared." Buddha said that.</p> <hr/> <p>Now, sharing happiness is something the guys at the Cozy Acres Retirement Home love to do. You all remember those guys, don't you? Two years ago they were all into sports. That was really going to make them happy, but, well, they kind of overdid it, if you recall, and Cozy Acres ended up looking more like an infirmary than a retirement home.</p> <p>Last year they were just full of nostalgia. The guys were recalling their great achievements in life, and even though their recollections brought back great memories, they still experienced just a tinge of sadness that those good ol' days were gone.</p> <p>Well, things there are different now. Oh, it's still a retirement home, but now the guys have decided that they need to have more fun. They've come to the conclusion that being happy and having a positive attitude makes life so much more enjoyable. They've collectively turned over a new leaf. [##]</p>	<p>== = = = =</p> <p>Might skip this if we are tight on time....</p> <p>== = = = =</p> <p>## OPEN MAIN</p>	<p>S4</p>	<p>L4</p> <p>L4.1 2nd Elec: OUT Curt Warmer: OUT</p>
5	7:04 pm	<p>[MC]: Just look at them. They're like little kids. You know. When you're having fun like that it just makes the day more exciting.</p>		<p>S5 Chorus UP</p>	<p>L5 Chorus UP _____</p>

Cue	Time	Dialog	Staging	Sound	Light
6	7:04 pm	GVC: It's A Good Day	MC: Exit [SR]	S6	L6 MC: Down
7	7:06 pm	<p>[MC]: Yeah, it is a good day and these guys seemed to have finally found the secret to happiness. Everyone seems to be getting along. Hard to believe it's the very same Cozy Acres that we visited last year. Uh-oh, look out! Here comes Nurse Johnson!</p> <p>[FLO]: Time for your pill! Don't be a coward, Howard! Howard: That's fantastic!! I've been lookin' forward to it! [FLO]: And time for your shot, Scott! Scott: Super!! I just LOVE getting shots!</p> <p>[MC]: Uh oh. Doesn't look like Nurse Johnson is in a very good mood. Actually, she's NEVER in a good mood. But the guys are so enamored with her they don't care. Listen to them tell ya how they really feel about Nurse Johnson.</p>	<p>MC: Enter SR</p> <p>FLO: Enter SR</p> <p>FLO heads DwnSR and works at a small table....</p>	<p>S7 FLO: Up</p> <p>S7.1 FLO: Down</p>	<p>L7 MC: Up</p> <p>L7.1</p> <p>Might need some light where FLO "works"</p>
8	7:07 pm	GVC: Nevertheless	MC: Exit SR	S8	L8 MC: Down Chorus: Up _____
9	7:11 pm	[MC]: Yes, indeed. The guys sure are happy about Nurse Johnson, even though SHE needs to still find some happiness in HER life. That's the funny thing though, in order to share happiness you must first find it in yourself, right? We spend our lifetime pursuing our Happy Endings. And speaking of happy endings, let's hear from a few of our guys about one of those fairy tale finales... one with a little green twist!	<p>FLO: Exit SR MC: Enter SR</p> <p>4FTR Qtet moves to Down Stg Center</p>	S9	L9 MC: Up
10	7:11 pm	<p><u>Quartet (1 song)</u> 4FTR: Frog Kissin'</p>	<p>4FTR: DwnStgCtr MC: Exit SR</p>	S10 QTET: Up	<p>L10 MC: Down QTET: Up _____</p> <p>Bow lights at the end of the song</p>

Enhancing Your Show Production

How Do We Keep Going?

- 3 Months Ahead
 - Script Finalized
 - All Songs Introduced
- 2 Months Ahead
 - Create Tech Script
 - Create Show Day Schedule



May 21st - Mesa Verde Performing Arts Center

		Schedule B			Tech Crew Call Time	9:00 AM
		START	FINISH	Duration (hh:mm)	Show Time	2:00 PM
Tech Crew Call Time		9:00 AM			Time Requirements (min or hrs)	
Load In - RISERS		9:00 AM	9:15 AM	0:15	Sets & Staging	1:00:00
Load In - Sets & Staging		9:00 AM	9:15 AM	0:15	Sound/Light BEFORE Chorus On Stage	1:00:00
Sound & Light Work		9:15 AM	10:15 AM	1:00	Chorus "ARRIVAL" Lead Time	15:00
Chorus Arrival (CALL TIME)		9:30 AM			Chorus Warmup Time	30:00
Rehearsal On Stage	<i>Actors</i>	9:45 AM	10:15 AM	0:30	Chorus OffStage Rehearsal/Warmup	0:00:00
Chorus Warmup	<i>off stage</i>	9:45 AM	10:15 AM	0:30	Guest #1 Rehearsal	Actors 30:00
Chorus ON STAGE	RUN SHOW	10:15 AM	11:45 AM	1:30	Chorus OnStage Rehearsal	1:30:00
Rehearse Finale with	RT & FL	11:45 AM	12:10 PM	0:25	Guest #2 Rehearsal	Open The Doors 15:00
Rehearse Final CURTAIN	All Performers	12:10 PM	12:20 PM	0:10	Rehearse Finale with	RT & FL 25:00
Sound Check Guest Chorus	Open The Doors	12:20 PM	12:35 PM	0:15	Rehearse Final Curtain Call	10:00
Sound Check Headliner #1	RealTime	12:35 PM	12:50 PM	0:15	Headliner #1 Sound Check	RealTime 15:00
Sound Check Headliner #2	FlightLine	12:50 PM	1:00 PM	0:10	Headliner #2 Sound Check	FlightLine 10:00
Theater Crew Huddle+Break		1:00 PM	2:00 PM	1:00	Buffer between Sound Check / Doors Open	10:00
					Lead Time for Doors Open	45:00
Chorus CALL (<i>Dress/Makeup</i>)		1:00 PM	1:15 PM	0:15	Chorus Lunch Break	0:30:00
Chorus Pre-Show Rehearsal	<i>chorus warmup</i>	1:15 PM	2:00 PM	0:45	Chorus Dress & Makeup	15:00
Doors Open		1:15 PM			Chorus Pre-Show Rehearsal	45:00
SHOW		2:00 PM	4:00 PM	2:00	Expected Show Duration	2:00:00
Post Show Activities		4:00 PM	4:30 PM	0:30	Post Show Activity	30:00
Chorus Dinner Break		4:30 PM	6:30 PM	2:00	Chorus Dinner Break	2:00:00
Chorus CALL (<i>Dress/Makeup</i>)		6:30 PM	6:45 PM	0:15		
Chorus Pre-Show Rehearsal	<i>chorus warmup</i>	6:45 PM	7:30 PM	0:45	Chorus Dress & Makeup	15:00
Doors Open		6:45 PM			Chorus Pre-Show Rehearsal	45:00
SHOW		7:30 PM	9:30 PM	2:00	Load Out	0:25:00
Post Show Activities		9:30 PM	10:00 PM	0:30	Theater Crew Lunch Break	1:00:00
Load Out		9:30 PM	9:55 PM	0:25	Theater Crew Dinner Break	0:30:00
Exit Theater		9:55 PM			<i>last revised</i>	5/15/2016

Enhancing Your Show Production

How Do We Keep Going?

- 3 Months Ahead
 - Script Finalized
 - All Songs Introduced
- 2 Months Ahead
 - Create Tech Script
 - Create Show Day Schedule
 - Quartet Host Contact

Enhancing Your Show Production

It's SHOWTIME!

- Prepping The Stage
 - Mics, Lights, Riser Positioning, Sets & Props
- Chorus Call
 - Warmup offstage
 - Blocking, Tech Rehearsal
 - Finale Rehearsal w/Headliner
 - Quartet Sound Checks

Show Day Schedule – Production Day

Stage Manager – Get One!

Every show needs to have someone that is in charge of that day.

Pre Show Prep – Get the script and Technical Script to the SM.

Prepping the stage

- Clean, free of debris
- Know the Emergency exits
- Find out what is in working order (or not) (Curtain, lights, etc.)
- Setting the risers/sets – Get in place as early as possible.
- Correct mics, lights, etc. – We're singers, this is the most important thing!
- Spike tape
- Safety issues?

Chorus call time

- When can you get into your theatrical space?
- Who needs to be available?
- Is crew union? Break times..... Lunch/Dinner provided for crew is always appreciated!

Blocking / tech rehearsal

- Starts and stops for tech crew to set sound and lights
- Make sure you know when you need a spot light or if you need special lighting
- Are their solos? What mic will the use?
- Run show top to bottom with start/stop for flow
- Quartet and special guest sound checks





Curtain UP!

- Note what time you start (on time or a few minutes late)
- Have a runner to get people from dressing rooms to ready positions
- Communications are important (headset for Stage Manger, runner for back areas)


Items to consider during the show

- VOG – If there is an emergency utilize this mic to notify the audience and house that they are to exit quickly and calmly.
- Is someone not able to perform or late.... Ideas on what to do?

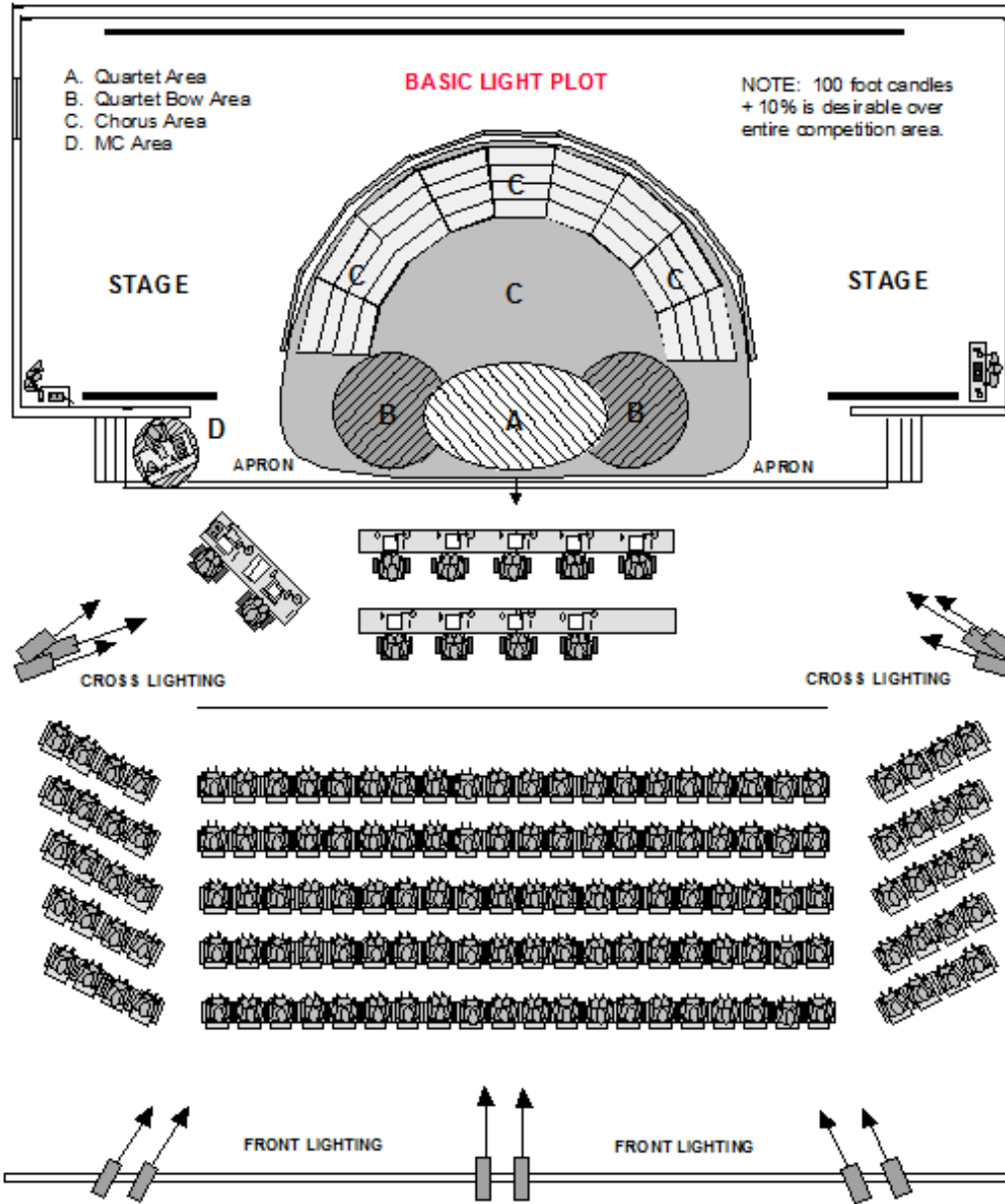
THEATER

Striking the Stage

- Everyone should have a job to make it a quick and easy clean up.
- Assign people to tasks
 - Remove sets
 - Take down and remove risers
 - Microphones that are brought to venue should be carefully put away.
 - Remove all tape from the stage floor.
- Remember to leave the facility in better shape than you found it so that your chapter will continue to have good relations with your venue for next time.



FAR WESTERN DISTRICT SPEBSQSA CONVENTION/CONTESTS CHORUS/QUARTET STAGE LIGHTING CONFIGURATION



Enhancing Your Show Production

Curtain UP!

- Items to consider during the show
 - No Chorus Members visible during show
 - Absolute Quiet on stage
 - Use Costume Changes to add variety
 - “Chorus Huddle” during intermission to prep for second half performance.

Enhancing Your Show Production

That's a Wrap!

- Items to consider after the show
 - Audience Meet & Greet
 - Pre-Assign areas for cleanup responsibilities
 - Get Headliner to Afterglow

Enhancing Your Show Production

Questions / Comments

Q & A

Enhancing Your Show Production

And Another Thing...

- Lobby setup & Audience Info Capture
- Concessions
- The Art of Gold Medal Quartet Hosting
- Great Afterglows
- Your Chapter Success Stories